






Tips for taking your work online

Here is an examples one with my project I have previously introduced it.

<p>Questions to ask yourself</p>	
<p>What is your work about?</p>	<p>Place, History and Memory</p>
<p>What have you already made?</p>	<p>I made a shelving unit to show postcards I had been collecting</p> 
<p>What materials do you have?</p>	<p>I have the postcards and written memories that had been shared with me</p> 
<p>How you can this be brought onto the screen? E.g. Can you scan or take pictures to upload and edit?</p>	<p>I scanned in the postcards and using the photoshop clipping tool layered the written memories onto the postcards.</p>  <p>I also made a short film showing all the jpegs of the postcards with the recorded memories playing over the top.</p> 
<p>Are there any free programs that can help with your idea?</p>	<p>Issuu allowed me to make my PDF with a history on the postcard location more interactive</p> 

Tips for taking your work online

Now here is one for you to have a go!

Questions to ask yourself	
What is your work about?	
What have you already made?	
What materials do you have?	
How you can this be brought onto the screen? E.g. Can you scan or take pictures to upload and edit?	
Are there any free programs that can help with your idea?	